



**PATH Intl.
Driving Level II Instructor
Certification Program Handbook**



PATH Intl. Driving Level II Instructor Application and Certification Booklet Table of Contents

THE PATH INTL. DRIVING LEVEL I INSTRUCTOR CERTIFICATION OVERVIEW AND APPLICATION PROCESS

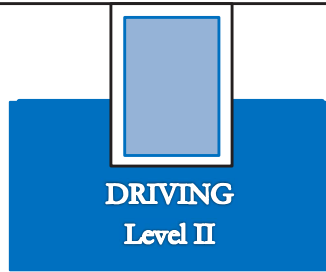
ON-SITE WORKSHOP AND CERTIFICATION PROCESS	3
PHASE I REQUIREMENTS	3
PHASE II REQUIREMENTS	4
ON-SITE CERTIFICATION EVENT	4
ON-SITE CERTIFICATION RESULTS	5
ACCOMMODATIONS	5
RECOMMENDED MATERIALS	6
PHASE I AND PHASE II ROADMAP	7
CONES COURSE.....	8
FORMS TO DOCUMENT HOURS	10

NOTE: THESE BOOKLETS ARE UPDATED ON A REGULAR BASIS TO ENSURE ACCURACY AND CLARITY OF INFORMATION. PLEASE VISIT THE CERTIFICATION WEBSITE TO CONFIRM YOU ARE REFERENCING THE MOST RECENT VERSION, ESPECIALLY PRIOR TO ATTENDING A



MISSION

We lead the advancement of professional equine-assisted services by supporting our members and stakeholders through rigorously developed standards, credentialing and education.



The PATH Intl. Driving Level II Instructor Application and Certification Process

The PATH Intl. Driving Instructor On-Site Certification program is offered for individuals who seek certification in the specialty discipline of driving. The purpose of this certification is to determine if the candidate possesses the professionalism, experience and skill level to meet the PATH Intl. Driving Instructor criteria.

A PATH Intl. Certified Driving Instructor has demonstrated knowledge of driving skills, harnessing and putting to, driving instruction and the ability to safely conduct a driving program.

Level I: PATH Intl. Driving Instructor Level I is an individual who has at least 200 driving hours in a turnout driving 2 or more different equines, is safety oriented, capable of teaching basic driving skills, has knowledge of disabilities, knows parts of the harness, their purpose, and proper fit to the equine, can ground drive and has knowledge of vehicles and their maintenance. Refer to the level I handbook for more information.

Level II: PATH Intl. Driving Instructor Level II knows all the information a Level I Instructor is required to know, plus, is an individual who has at least 400 hours in a turnout in various settings with different equines, can teach challenging and beneficial lessons to individuals with disabilities, can identify and manage problems with students/equine/volunteers, and the organizational and leadership skill to be the head instructor of a Driving Program.

This handbook describes the requirements and processes to obtain PATH Intl. Driving Instructor Level II certification.

THE PATH INTL. ON-SITE WORKSHOP AND CERTIFICATION PROCESS

This multi-step educational process is composed of two phases and culminates in a PATH Intl. Driving Level II certification event. Completion of all components in both phases helps applicants to prepare for PATH Intl. Driving Level II instructor certification.

PHASE I REQUIREMENTS

- Be a PATH Intl. Professional Member
- Be 21 years of age or older
- Possess *current* PATH Intl. Driving Level I Instructor certification
- Submit Driving Level II Instructor Application (page 8)
- Submit an accommodation request (if applicable)
- Submit Adult & Child CPR and First Aid certification card
- Successfully complete the Standards Course and Exam IF previous score is more than one year old (valid for one year)

Once an instructor application has been submitted, the candidate has one year to fulfill all Phase I requirements.

PHASE II REQUIREMENTS

Phase II of the PATH Intl. Driving Level II Instructor Program is designed for candidates to apply the knowledge gained as a Driving Level I Instructor to hands-on driving, teaching and supervision experience. Please use the forms included with this application booklet for documenting the following items:

- Have completed at least ONE of the below **within the last 2 years**:
 - 2 public driving clinics
 - 6 hours of private lessons
 - Competed in 1 sanctioned Arena Driving Trial at the preliminary level
 - Competed in 1 sanctioned Combined Driving Event at the preliminary level
 - Competed in 1 sanctioned pleasure or breed show in the driving division
 - Competed in harness racing or distance driving
- Have a minimum of 120 hours directly instructing individuals with disabilities. These hours can come from any point in your career in any type of equine-assisted activity (riding, driving, vaulting etc.). A minimum of 50 of these hours **MUST** take place at a PATH Intl. Member Center.
- Have a minimum of **400** hours of career experience driving in a turnout in various settings with different horses, including **25** hours of receiving lessons (private, group or clinic) or being directly supervised by a driving instructor while driving **since earning PATH Intl. Driving Level I instructor certification.**

***NOTE:** It is highly recommended to audit an on-site Driving Instructor workshop at a PATH Intl. Premier Accredited Center if your previous workshop is more than two years old.*

ON-SITE CERTIFICATION EVENT

To complete level II certification, candidates must attend an on-site PATH Intl. Driving Level II certification event at a PATH Intl. Premier Accredited Center. **Candidates going for level II certification must already possess PATH Intl. Driving Level I Instructor status in order to be eligible for level II testing.** Candidates will be evaluated based on the PATH Intl. Driving Level II Instructor criteria. Candidates must be found to meet criteria in each component below in order to achieve PATH Intl. Driving Level II Instructor status.

Component 1: Demonstration of driving skills

Candidates are assigned an equine/carriage to drive a dressage test and a cones course. Candidates should be prepared to drive a mini, light horse and/or draft horse in a collar and harness.

Component 2: Instruction of an able-bodied driver (intermediate to advanced skills)

Candidates will teach one of the five driving skills listed below to an able-bodied driver in 20 minutes from the ground. Entering and exiting the vehicle will not be included in the lesson time. A lesson plan will need to be prepared and handed into the evaluators prior to the lesson. The host site will provide able-bodied drivers who are capable of learning all five skills.

Possible skills to be drawn for instruction:

- One-handed 30-meter circle
- Lengthened trot across the diagonal
- Lengthening the frame (reaching down for the bit) at the working trot
- Working trot/collected trot/working trot transitions
- Driving 3 sets of stair-step cones

If candidate does not pass components 1, or 2 they may not be allowed to complete component 3.

Component 3: Instruction of drivers with disabilities

Candidates will teach a 40-45 minute lesson from the ground to two drivers, one with physical disabilities and one with cognitive disabilities. Entering and exiting the vehicle will be included in the lesson time. The lesson plan prepared based on the equine/carriage assignments and driver profiles will need to be given to the evaluators prior to the start of the lesson. The candidate may teach a skill of their choice that shows skill progression based on the driver profiles given them.

Evaluators

Candidates will be assessed by two PATH Intl. Evaluators. These individuals have been through specialized training and have commensurate knowledge of the certification process.

PHASE III REQUIREMENTS

- After successfully completing in-person certification testing, candidate must complete the closed-book and proctored online Driving Level II Instructor exam with a minimum score of 80%

ON-SITE CERTIFICATION RESULTS

Upon the completion of the on-site certification, candidates will be notified of their results by the evaluators. Candidates will receive an instructor summary sheet and comment sheet defining whether or not criteria were met for each component. These documents are provided as proof of successful or unsuccessful completion of the certification components. ***IMPORTANT: Candidate on-site certification results are NOT official until the candidate receives formal documents from PATH Intl.***

RESULTS NOTIFICATION FROM PATH INTL.

Formal notification of certification results will be sent to the candidate by PATH Intl. within 45 days after the completion of the certification.

Depending on their certification results, candidates can expect the following notification results from PATH Intl.:

1) Candidates who are found to meet criteria for all components

Candidates will receive formal notification and an instructor certificate from PATH Intl. within 45 days after the certification is completed. Annual compliance or certification maintenance requirements must be adhered to in order to maintain instructor status. Annual compliance: compliance requirements must be submitted to PATH Intl. annually on the date of membership renewal (determined by the date membership was established), not the certification date. Certification maintenance: transition to the CTRI credential is required first; certification maintenance requirements must be submitted to PATH Intl. every two years based on the date the transition test was initially passed.

2) Candidates who are found not to meet criteria on one or more components

Candidates will receive an official letter from PATH Intl. within 45 days after the certification is complete outlining resubmission options for the component(s) not meeting criteria. **A copy of this letter is required**

to be eligible for resubmission. All candidates found not to meet criteria must attend another on-site certification to complete resubmission. Resubmission must be successfully completed before a candidate can achieve certification.

ACCOMMODATIONS

An accommodation is an adjustment or an adaptation of a component or components of the certification process in order to meet the special needs of a candidate.

Reasonable accommodations may be granted to qualified individuals with known disabilities, unless doing so would result in a fundamental change to the certification criteria, create an undue hardship or cause a direct threat to health or safety.

Requests for an accommodation to any part of the process must be made in writing by the candidate and submitted to the PATH Intl. office. All requests for accommodation must be accompanied by a letter from a

physician (with letterhead and physician's handwritten signature) verifying the diagnosis and defining the candidate's limitations to help PATH Intl. determine appropriate, reasonable accommodations on an individual basis. Please visit our website to obtain the Reasonable Accommodation Policies and Procedures instructional booklet for the necessary forms.

Accommodation requests should be submitted with the initial instructor application. An accommodation request may be submitted after the instructor application has been received by PATH Intl., but sufficient processing time should be provided prior to the intended date of certification. Please allow up to 60 days to receive accommodation request results in all cases.**

For more information please contact the PATH Intl. office.

***PATH Intl. and affiliated centers are not responsible for refunding registration fees or travel expenses in the event that an accommodation request is submitted with insufficient processing time.*

INSTRUCTOR APPLICATION REFUND POLICY

PATH Intl. Instructor Certification Applications will only be refunded if a written request is made via mail or email to the Certification Department, Attn: Certification Department. The written request must be received by the PATH Intl. office within 5 business days of the received date of the application. Please include in the written request: name, member number, address, phone number and reason for refund. If the on-line courses have already been accessed, a refund will not be given. Refunds will be issued in the original form of payment. If a credit card is not available for credit, a check will be issued for the refunded amount. Merchandise or materials purchased with the Instructor Application submission will be considered under the Returns/Refund policy. PATH Intl. Membership is non-refundable; please see the Memberships refund policy on the PATH Intl. website, www.pathintl.org.

RECOMMENDED MATERIALS

PATH Intl. Standards for Certification and Accreditation (current edition) – May be ordered via the online PATH Intl. store (www.pathintl.org). PATH Intl. members may download the manual for free from the “member's only” section of the PATH Intl. website at www.pathintl.org.

PATH Intl. Instructor Educational Guide (2019 edition). Available from PATH Intl. (800) 369-7433 or via the online PATH Intl. store (www.pathintl.org).

PATH Intl. Driving Instructor Workshop Manual (current edition) – Purchased with your Driving Level 2 Application fee, once paid, it is available as a download in your PATH Intl Member Portal

Certified Horsemanship Association Composite Horsemanship Manual, available from CHA. Call Certified Horsemanship Association at (859) 259-3399 or Toll Free (800) 399-0138 or order at the website <http://www.chaahse.org>.

American Driving Society Rulebook, 29th edition (2021), American Driving Society, Inc.
https://s3.amazonaws.com/ClubExpressClubFiles/548049/documents/Clean_book_2021_FOR_WEB_1189015999.pdf?AWSAccessKeyId=AKIA6MYUE6DNNCCCDT4J&Expires=1638827069&response-content-disposition=inline%3B%20filename%3DClean_book_2021_FOR_WEB.pdf&Signature=DFFUfUI4qcOFL1MLOey0OenjDso%3D

The Essential Guide to Carriage Driving (2003), Winkel, Jaye-Allison & Cuffey, Robyn. Portland, ME.

The United States Pony Club Manual of Horsemanship: Basics for Beginners / D Level (2nd edition), Harris, Susan E.

Videos:

“Therapeutic Carriage Driving”

https://youtu.be/oCUrD_1z5ZY

NOTE: This diagram is intended to be a general checklist/overview of the application and certification process. Please thoroughly review the Driving Level II instructor handbook and policies & procedures for details on each component within the process.

1 YEAR
to complete from date of application

- Be 21 years of age or older
- Be a current PATH Intl. Driving Level I Instructor
- Purchase Professional Level Membership
- Submit Driving Level II Instructor Application
- Submit accommodation request (if applicable)
- Submit Adult & Child CPR and First Aid certifications
(online courses are accepted)
- Complete the online Standards Course and exam
(score valid for 1 year)

2 YEARS
to complete from date of application

Certification Testing Prerequisites:

- Have completed PATH Intl. Driving Level I certification and ONE of the below **within the last 2 years:**
 - 2 public driving clinics
 - 6 hours of private lessons
 - Competed in 1 sanctioned Arena Driving Trial at the preliminary level
 - Competed in 1 sanctioned Combined Driving Event at the preliminary level
 - Competed in 1 sanctioned pleasure or breed show in the driving division
 - Competed in harness racing or distance driving
- Have completed a minimum of 120 hours instructing individuals with disabilities in driving activities at a current PATH Intl. Member Center
- Have completed a minimum of 400 hours experience driving in a turnout in various settings with different horses, including 25 hours of receiving lessons (private, group or clinic) or being directly supervised by an instructor while driving
 - Attend an on-site PATH Intl. Driving Level II Certification event

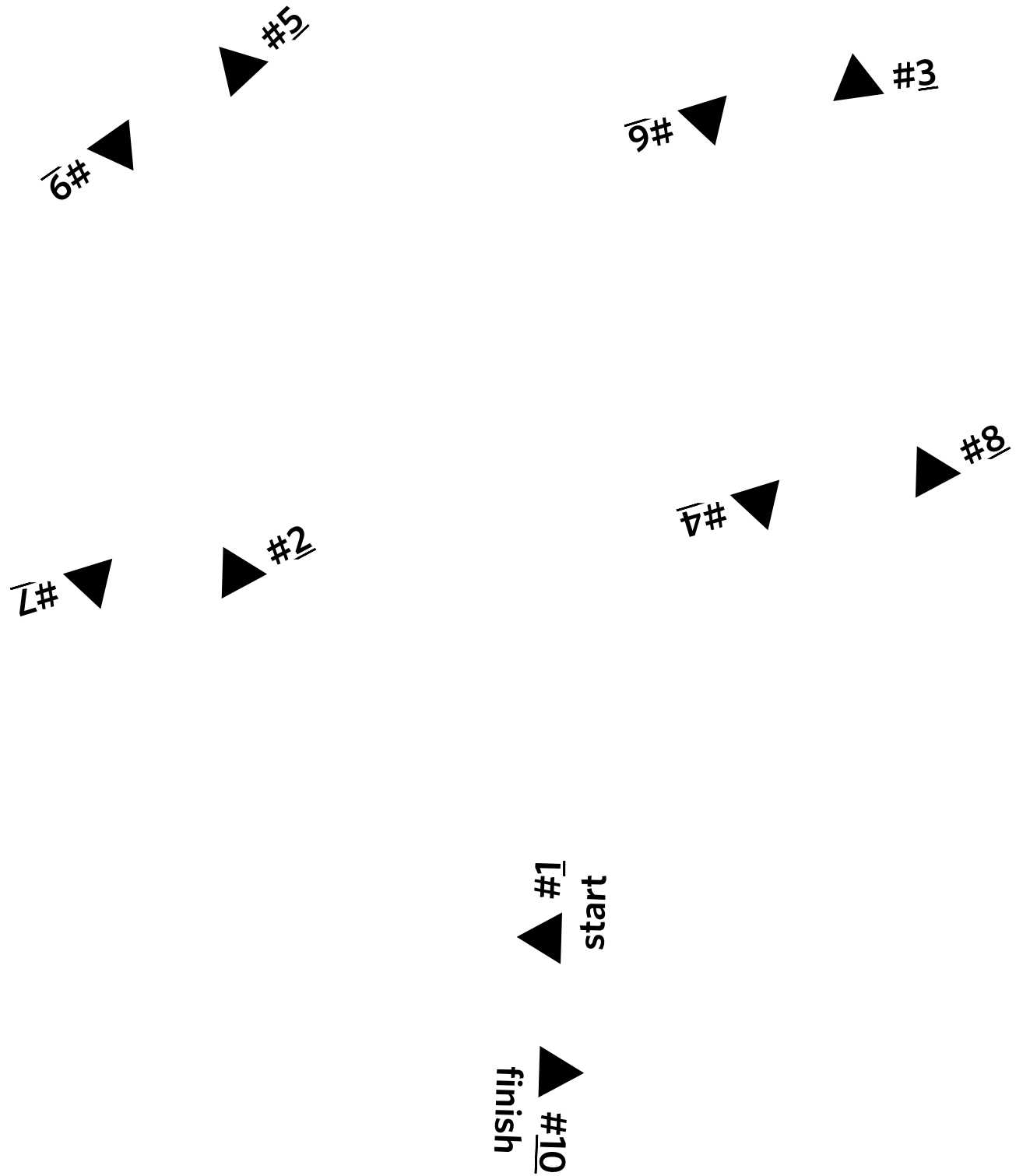
After Successful Completion of In-Person Certification Testing

- Complete the online Driving Level II instructor certification exam

PATH Intl. Driving Level II Instructor status

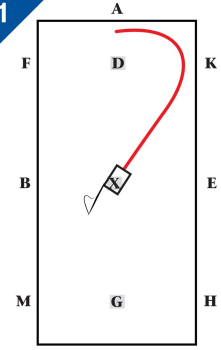
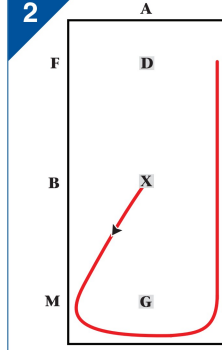
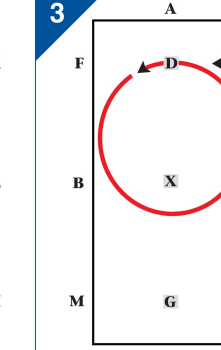
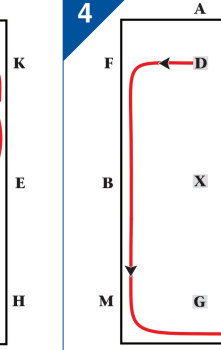
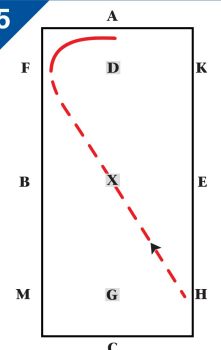
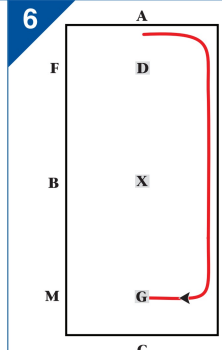
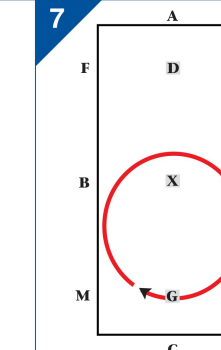
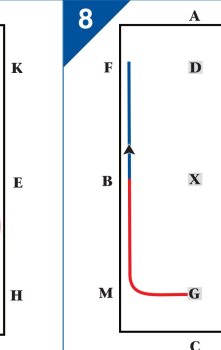
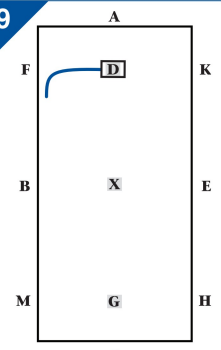
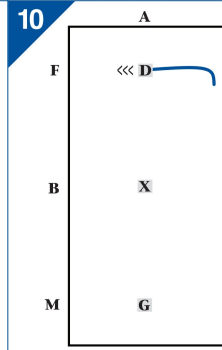
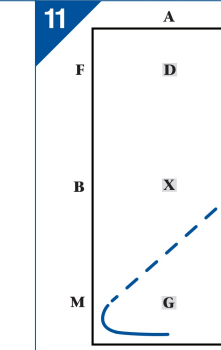
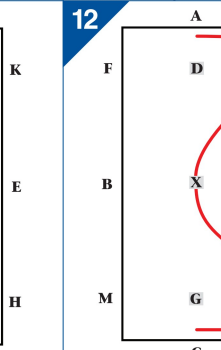
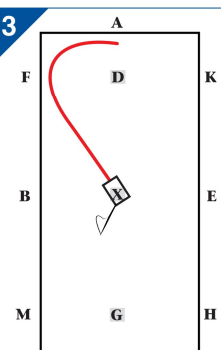
Renew Annually

Driving Level II Cones



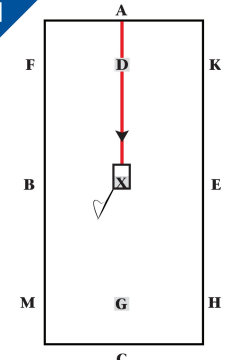
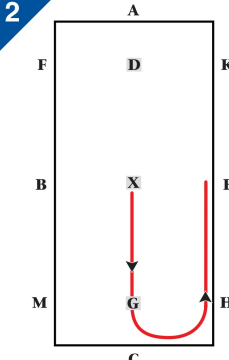
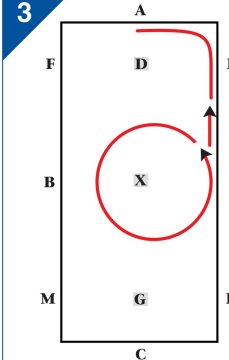
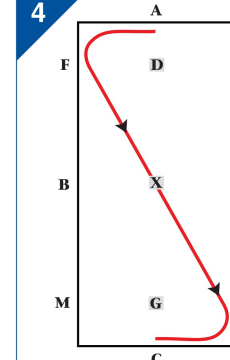
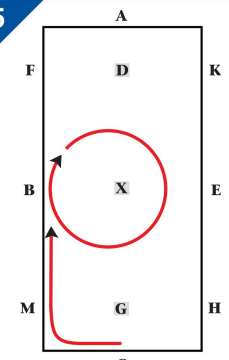
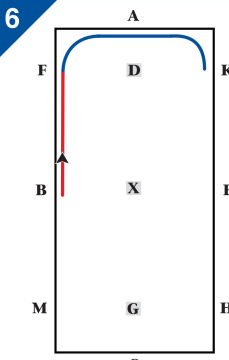
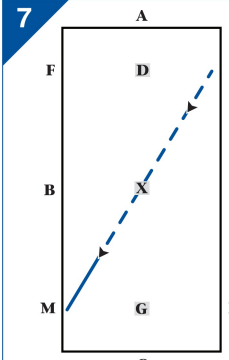
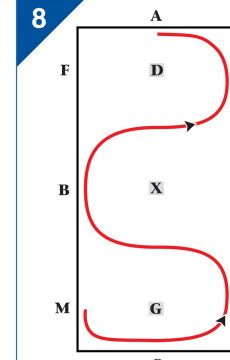
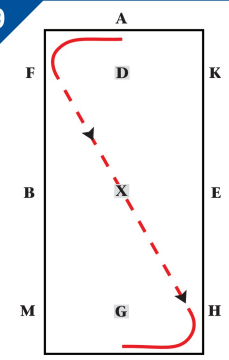
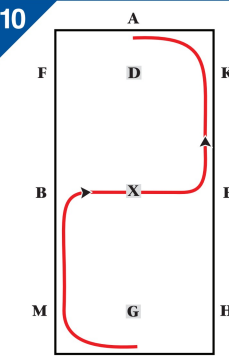
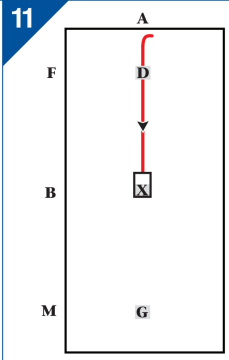
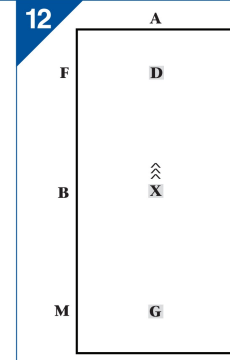
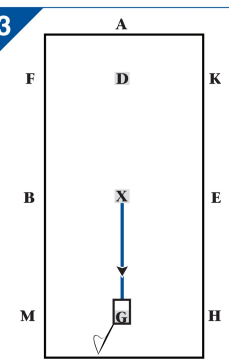
AT Preliminary Level A :: Judges View From C

Introductory Preliminary Test for All Classes - Ring smaller than 40m x 80m

<p>1</p>  <p style="font-size: 8px;">Free Warm Up in Arena A-K-X Working Trot X Halt, Salute</p>	<p>2</p>  <p style="font-size: 8px;">X-M Working Trot M-C-H-E-K Working Trot</p>	<p>3</p>  <p style="font-size: 8px;">K Turn left D Circle left width of arena</p>	<p>4</p>  <p style="font-size: 8px;">D-F continue Working Trot F turn left B-M-C-H continue</p>
<p>5</p>  <p style="font-size: 8px;">H-X-F Lengthened Trot F-A Working Trot</p>	<p>6</p>  <p style="font-size: 8px;">A-K-E continue Working Trot H turn right H-G continue Working Trot</p>	<p>7</p>  <p style="font-size: 8px;">G Circle right width of the arena</p>	<p>8</p>  <p style="font-size: 8px;">G-M continue Working Trot M Turn right B transition to Working Walk B-F Working Walk</p>
<p>9</p>  <p style="font-size: 8px;">F Turn right D Halt 3 to 5 seconds, front axle over D</p>	<p>10</p>  <p style="font-size: 8px;">D Rein Back 2 to 4 steps D-K Working Walk turn right at K</p>	<p>11</p>  <p style="font-size: 8px;">K-E Working Walk E-M Lengthened Walk on diagonal. M-C Working Walk</p>	<p>12</p>  <p style="font-size: 8px;">C-H Working Trot H-X-K deviation K-A continue Working Trot</p>
<p>13</p>  <p style="font-size: 8px;">A-F-X continue Working Trot X Halt, Salute Leave the Ring at the Walk</p>	<div style="border: 2px solid blue; border-radius: 10px; padding: 10px; background-color: #e6f2ff;"> <p style="text-align: center; font-weight: bold; font-size: 18px; margin: 0;">KEY</p> <ul style="list-style-type: none"> Halt Rein Back Salute Working Walk Lengthen Walk Working Trot Lengthen Trot </div> <p style="font-size: 8px; margin-top: 10px;">The purpose of ADS Preliminary Level Tests is to demonstrate the correct foundation of training is being developed further: Rhythm, Relaxation, Contact, Impulsion and Straightness. Acceptance of the Bit, Activity of the Haunches, Balance in Transitions, Lateral Bend, Longitudinal Stretch and Lengthening of Stride should be demonstrated.</p>		

Preliminary Level A - 80m : Judges View From C

For all Classes

<p>1</p>  <p>A Enter Working Trot X Halt, Salute</p>	<p>2</p>  <p>X Proceed Working Trot C Turn left C-H-E Continue Working Trot</p>	<p>3</p>  <p>E Circle left 30m E-K-A Continue Working Trot</p>	<p>4</p>  <p>A-F Continue Working Trot F-X-H Diagonal H-C Continue Working Trot</p>
<p>5</p>  <p>C-M-B Continue Working Trot B Circle 30 meters right</p>	<p>6</p>  <p>B-F Working Trot F-A-K Working Walk</p>	<p>7</p>  <p>K-X Lengthened Walk Between X-M transition to Working Walk</p>	<p>8</p>  <p>M Working Trot M-C Continue Working Trot C-A Serpentine 3 loops</p>
<p>9</p>  <p>A-F Continue Working Trot F-X-H Lengthened Trot H-C Working Trot</p>	<p>10</p>  <p>C-M-B Continue Working Trot B-X-E Turn right, Turn left E-K-A Continue Working Trot</p>	<p>11</p>  <p>A Down centerline X Halt 3-5 seconds</p>	<p>12</p>  <p>Rein Back 2-4 steps</p>
<p>13</p>  <p>X-G Working Walk G Halt, Salute</p>	<div style="border: 2px solid blue; padding: 10px; background-color: #e6f2ff;"> <p style="text-align: center; margin: 0;">KEY</p> <ul style="list-style-type: none"> Halt <div style="border-top: 1px dashed black; height: 10px;"></div> Rein Back <div style="border-top: 1px dashed black; height: 10px; position: relative;"> / </div> Salute <div style="border-top: 2px solid red; height: 10px;"></div> Working Trot <div style="border-top: 2px solid blue; height: 10px;"></div> Working Walk <div style="border-top: 2px dashed blue; height: 10px;"></div> Lengthened Walk <div style="border-top: 2px dashed red; height: 10px;"></div> Lengthened Trot </div>		

The purpose of ADS Preliminary Level Tests is to demonstrate the correct foundation of training is being developed further: Rhythm, Relaxation, Contact, Impulsion and Straightness. Acceptance of the Bit, Activity of the Haunches, Balance in Transitions, Lateral Bend, Longitudinal Stretch and Lengthening of Stride should be demonstrated.

PATH INTL. DRIVING INSTRUCTOR LEVEL II APPLICATION FORM

Please email this completed form to the PATH Intl. Credentialing Department
CertificationRequirements@pathintl.org

Name of Candidate: _____ Email (required): _____

Address: _____

City: _____ State: _____ Zip: _____

Phone: Day () _____ Evening () _____ Fax: () _____

PATH Intl. Center Affiliation (if applicable): _____

Please complete entire checklist:

1. I am at least 21 years of age.
2. I currently hold PATH Intl. Driving Level I Instructor certification.
3. I have enclosed front and back copies of my current first aid and adult and child CPR cards (on-line courses are accepted).
4. I am a current PATH Intl. Professional Member. Membership # _____
 I have enclosed the Driving Instructor Level II Application fee of \$200 - \$125 application fee and \$75 student manual
5. I am able to complete the certification process as outlined and do not need an accommodation.
OR
 I'm unable to complete the certification process as outlined and have included my written accommodation request with this application.
 I have included a letter from my physician verifying a diagnosis and the associated limitations

Signature: _____

Date: _____



Please email this completed form to the PATH Intl. office.
Certificationrequirements@pathintl.org



Driving Instructor Background

Please email this completed form to the PATH Intl. office.
 Certificationrequirements@pathintl.org

Name of Candidate: _____ PATH Intl. Member ID # (required): _____

Address: _____

City: _____ State: _____ Zip: _____

Phone: Day () _____ Evening () _____

PATH Intl. Center Affiliation (if applicable): _____

Are you a licensed therapist? PT _____ OT _____ Other Therapist _____

EQUESTRIAN BACKGROUND

Number of years: Riding _____ Driving: _____ Owning equines: _____

Number of years giving riding instruction: _____ Number of years giving driving instruction: _____

Type of instruction _____

Riding Experience: _____

Driving Experience: _____

- 25 hours must have been with an instructor or taught at a clinic offered to the public, letter of proof included
- Total number of equines: _____ # of ponies: _____ # of draft: _____ # of minis: _____ # of other: _____
- List types of vehicles: _____
- Type of driving (circle all that apply): ring, road, fields, wagons, trains, pleasure drives, pleasure shows, CDE, arena, trials, harness racing, rental, hacks, coaching, demonstration, other please list: _____

For those circled above please complete the following (use back of form if more room is required):

What type of driving: _____ Number of years driving: _____

Number of times per week: _____ Approximate time of each session: _____

EXPERIENCE TEACHING RIDERS/DRIVERS WITH DISABILITIES

Do you work with any of the following disabilities? Check all that apply.

	Riding	Driving	Other		Riding	Driving	Other
Cognitive Disabilities	<input type="checkbox"/>	<input type="checkbox"/>	<input type="checkbox"/>	Cerebral Palsy	<input type="checkbox"/>	<input type="checkbox"/>	<input type="checkbox"/>
Learning Disabilities	<input type="checkbox"/>	<input type="checkbox"/>	<input type="checkbox"/>	Multiple Sclerosis	<input type="checkbox"/>	<input type="checkbox"/>	<input type="checkbox"/>
Communication Impairments	<input type="checkbox"/>	<input type="checkbox"/>	<input type="checkbox"/>	Muscular Dystrophy	<input type="checkbox"/>	<input type="checkbox"/>	<input type="checkbox"/>
Hearing Impairments	<input type="checkbox"/>	<input type="checkbox"/>	<input type="checkbox"/>	Brain Injury/Head	<input type="checkbox"/>	<input type="checkbox"/>	<input type="checkbox"/>
Visual Impairments	<input type="checkbox"/>	<input type="checkbox"/>	<input type="checkbox"/>	Trauma Spina Bifida	<input type="checkbox"/>	<input type="checkbox"/>	<input type="checkbox"/>
Emotional Impairments	<input type="checkbox"/>	<input type="checkbox"/>	<input type="checkbox"/>	Stroke/CVA	<input type="checkbox"/>	<input type="checkbox"/>	<input type="checkbox"/>
Autism	<input type="checkbox"/>	<input type="checkbox"/>	<input type="checkbox"/>	Post-Polio	<input type="checkbox"/>	<input type="checkbox"/>	<input type="checkbox"/>
Down Syndrome	<input type="checkbox"/>	<input type="checkbox"/>	<input type="checkbox"/>	Other	<input type="checkbox"/>	<input type="checkbox"/>	<input type="checkbox"/>

PROFESSIONAL INFORMATION

Professional certifications/qualifications/licenses held: _____

Professional organizations of which you are a member: _____

Articles/books/lectures you have done: _____

Print Name: _____ Signature: _____ Date: _____

Personal Reference

This reference must be different from the Professional Reference and should NOT be a family member. Please type or print clearly in ink. Please attach extra sheets if needed.

Candidate's name _____ Name of reference _____

Reference's address _____ City _____ State _____

Zip/Postal Code _____ Profession _____

Preferred phone: _____ Email _____

In what capacity does the reference know the candidate?

How many hours of driving instruction has the candidate completed?

Evaluate the candidate's knowledge of equines and horsemanship:

Evaluate the candidate's understanding of individuals with disabilities and driving:

Evaluate the candidate's driving skills:

Signature of reference _____ Date _____

**Please email this completed form to the PATH Intl. office.
Certificationrequirements@pathintl.org**

Professional Reference

This reference must be different from the Personal Reference and should NOT be a family member. Please type or print clearly in ink. Please attach extra sheets if needed.

Candidate's name _____ Name of reference _____

Reference's address _____ City _____ State _____

Zip/Postal Code _____ Profession _____

Preferred phone: _____ Email _____

In what capacity does the reference know the candidate?

How many hours of driving instruction has the candidate completed?

Evaluate the candidate's knowledge of equines and horsemanship:

Evaluate the candidate's understanding of individuals with disabilities and driving:

Evaluate the candidate's driving skills:

Signature of reference _____ Date _____

**Please email this completed form to the PATH Intl. office.
Certificationrequirements@pathintl.org**

DOCUMENTATION OF CLINICS, PRIVATE DRIVING LESSONS OR COMPETITION

Please use this form to document participation in a minimum of ONE of the below activities within the last two years.

Name of Candidate: _____ Member ID: _____

2 public driving clinics (please list events and dates):

_____ Date: _____
 _____ Date: _____

6 hours of private lessons (please list):

Date	Location/Organization	Equine Name(s)	# of Hours

Competition in 1 sanctioned Arena Driving Trial at the preliminary level (please list event and date):

_____ Date: _____

Competition in 1 sanctioned Combined Driving Event at the preliminary level (please list event and date):

_____ Date: _____

Competition in 1 sanctioned pleasure or breed show in the driving division (please list event and date):

_____ Date: _____

Competition in harness racing or distance driving (please list event and date):

_____ Date: _____

I hereby affirm that the information recorded above is accurate and factual.

Instructor candidate's Signature: _____ Date: _____



**Please email this completed form to the PATH Intl. office.
 Certificationrequirements@pathintl.org**

