



Professional Association of Therapeutic
Horsemanship International

FACT SHEET 2025

About PATH Intl.

PATH Intl. was formed in 1969 as the North American Riding for the Handicapped Association to promote equine-assisted services (EAS) for individuals with special needs. Since that time, the association's work to credential professionals and accredit centers has expanded, as have the categories of individuals served through EAS. Through the work of 721 member centers and more than 4,426 PATH Intl. Credentialed Professionals, 80,838 children and adults including 8,101 veterans, find health, wellness, a sense of independence and fun through EAS. Member centers range from small, one-person programs to large operations with several credentialed instructors and licensed therapists. In addition to therapeutic horseback riding, a center may offer any number of services such as PT/OT/SLP and mental health therapies incorporating equines; equine-assisted learning in education, in organizations, and in personal development; carriage driving; interactive vaulting; trail riding; competition and more. Through a wide variety of educational resources, the association helps individuals start and maintain successful programs. In 2023 the PATH Intl. CTRI® Certification became the first independently accredited credential in the equine industry. There are 56,101 center volunteers, 7,639 equines and thousands of contributors from all over the world making a difference in people's lives.

Founded in 1969

Mission Statement

PATH Intl. advances professional equine-assisted services by empowering its members, credentialed professionals, partners and the public through rigorously developed standards, credentials and education that recognize the power of the equine-human relationship.

Vision Statement

PATH Intl. drives excellence through rigorously developed standards, credentials and education as a global leader promoting safe and effective equine-assisted services to transform lives.

2024 PATH Intl. Statistics

Data valid as of 12/31/24 based on 673 centers reporting statistics



TOTAL CENTER MEMBERS

721

Premier Accredited Centers . . . **231**
Not-for-Profit Centers **615**

TOTAL INDIVIDUAL MEMBERS

3,507

TOTAL PATH INTL. CERTIFIED PROFESSIONALS

5,614

Driving Instructors (Level I and II) . . **101**
Interactive Vaulting Instructors . . . **33**
Equine Specialists in Mental
Health and Learning **1,441**
CTRIs **3,785**
Advanced TRIs **225**
Master TRIs **29**

TOTAL CENTER EMPLOYEES

4,467



Total Number of Full Time Employees . **2002**
Total Internships **420**
Total Centers Offering Mentorship **386**
Total Number of Center Volunteers . . . **56,101**
Total Value* of Volunteer Hours
. **\$527,363,740.58**
Average # of Employees **6.64**
Average # of Volunteers **83.36**

*The value of volunteer hours is based on the number of volunteers X center reported volunteer time X 34.79 as stated by independent sector.

TOTAL EQUINES

7,639


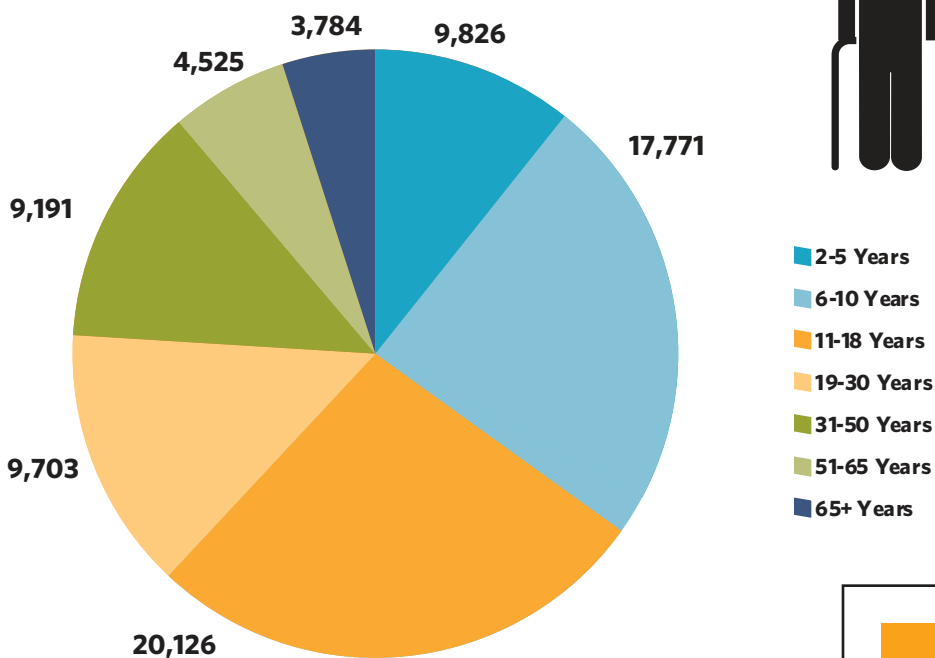


5,380 Horses, **1,170** Ponies, **564** Minis,
174 Donkeys, **44** Mules, **105** Mustangs

PATH INTL. CENTERS OFFERING SPECIALTY PROGRAMS

	2012	2013	2014	2015	2016	2017	2019	2020	2022	2023	2024	2025
Driving	59	60	65	57	66	66	40	45	42	32	51	50
PT, OT, SLP Therapy Programs	237	243	237	217	216	205	136	119	117	293	161	153
Equine-Assisted Learning	281	303	335	333	357	362	331	346	331	307	482	488
Psychotherapy/ Counseling	125	129	149	143	155	158	137	147	118	123	192	195
Interactive Vaulting	48	39	47	32	40	31	20	24	15	18	18	18
Veterans Programs/ Active Military/First Responders	233	267	317	315	335	316	280	267	236	231	350	351

PARTICIPANTS BY AGE



- 2-5 Years
- 6-10 Years
- 11-18 Years
- 19-30 Years
- 31-50 Years
- 51-65 Years
- 65+ Years

OF VETERANS SERVED
8,101



CENTERS WITH WAITING LISTS **407**

INDIVIDUALS ON WAITING LISTS **17,776**


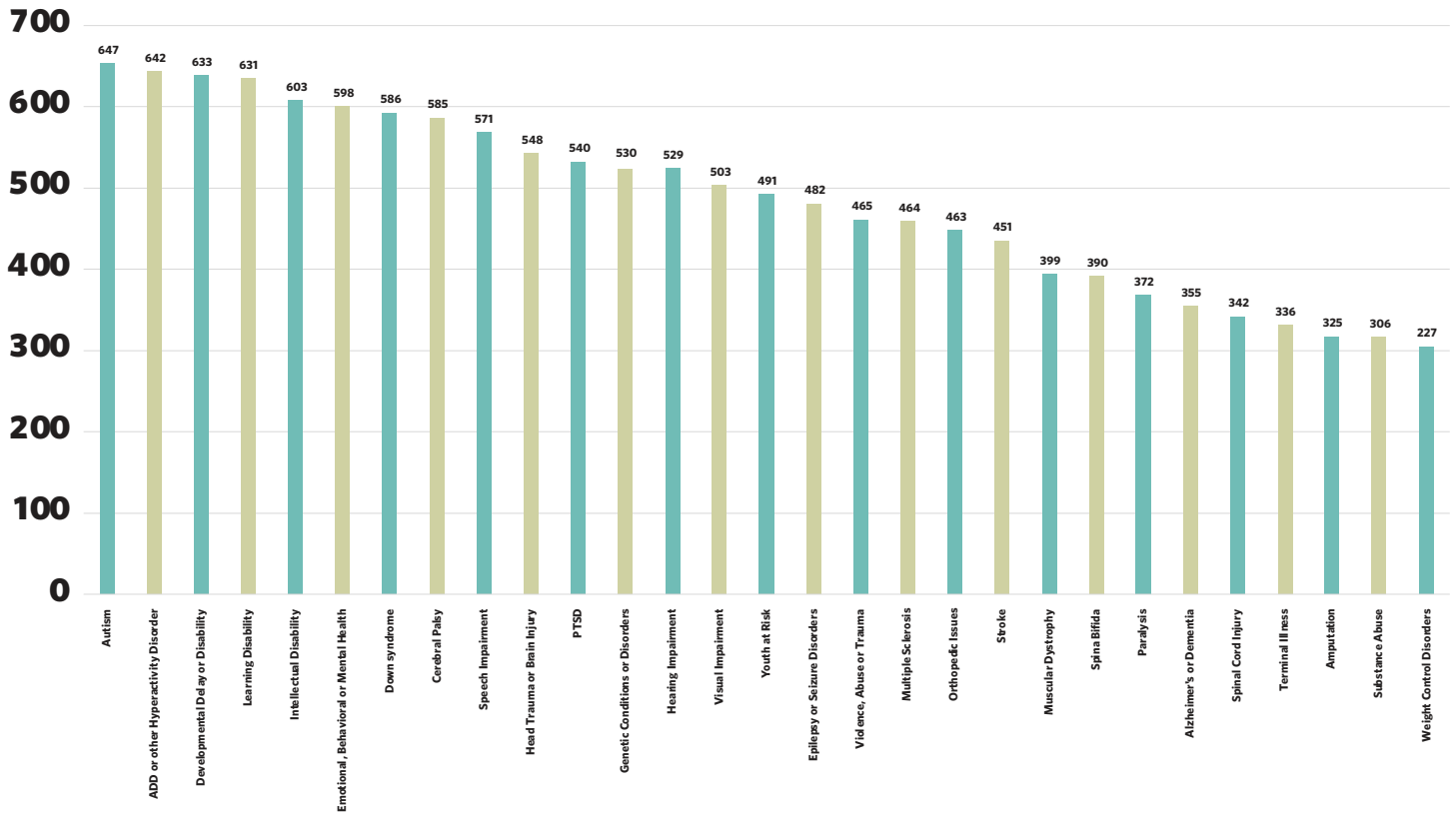
TOTAL # OF PARTICIPANTS

71,236

AVG # PER CENTER

112.12

SPECIAL NEEDS SERVED



CENTERS PARTNERING WITH COMMUNITY ORGANIZATIONS

	2011	2012	2013	2014	2015	2016	2017	2019	2020	2022	2023	2024	2025
Schools/Universities	371	444	467	486	459	512	477	321	326	293	268	433	445
Rehab Centers	179	219	227	243	224	268	244	157	170	137	129	216	228
Group Homes/ Residential Facilities	388	444	471	475	450	476	463	313	328	297	256	392	413
Govt. Agencies (including judicial)	221	269	270	297	263	312	294	167	166	143	136	229	261
Nursing Homes	71	92	102	120	126	154	166	125	134	111	102	180	198
Hospices	42	44	61	70	70	85	82	54	57	52	58	84	99
Hospitals	124	141	150	163	157	163	154	108	117	109	95	148	152
Leadership Programs	-	162	216	241	247	287	284	152	160	145	137	220	238
Wellness Programs	-	76	109	135	138	159	158	137	138	124	117	216	237
Foster Care	-	-	-	-	-	-	-	-	-	-	-	122	193
4-H	-	-	-	-	-	-	-	-	-	-	-	70	92
VA	-	-	-	-	-	-	-	-	-	-	-	125	162

2024 Center DEI Demographics

Total Centers Reporting Renewal Data **673**
 Total Centers Reporting DEI Demographics **439**

Center Staff	Percentage of Staff	# of Centers Reporting > 1 Staff	# of Centers Reporting
Another race or ethnicity	1.17%	32	119
Asian	0.80%	38	200
Black or African American	1.73%	57	211
Hawaiian, other Pacific Islander	0.16%	7	156
Hispanic or Latino	3.88%	90	227
Middle Eastern or North African	0.14%	12	171
Multiracial or Multiethnic	2.71%	60	194
Native American or Alaska Native	0.74%	28	169
White/Caucasian	88.66%	394	398
Center Board Make-Up	Percentage of Board	# of Centers Reporting > 1 Board	# of Centers Reporting
Another race or ethnicity	1.34%	20	94
Asian	1.15%	24	140
Black or African American	2.45%	49	153
Hawaiian, other Pacific Islander	0.06%	2	111
Hispanic or Latino	1.86%	44	146
Middle Eastern or North African	0.06%	4	115
Multiracial or Multiethnic	1.95%	31	130
Native American or Alaska Native	0.62%	15	119
White/Caucasian	90.51%	340	348

2024 Center DEI Demographics (cont.)

Center Volunteers


	Percentage of Volunteers	# of Centers Reporting > 1 Volunteer	# of Centers Reporting
Another race or ethnicity	2.94%	48	99
Asian	2.10%	101	164
Black or African American	4.98%	162	213
Hawaiian, other Pacific Islander	0.12%	14	100
Hispanic or Latino	5.54%	176	217
Middle Eastern or North African	0.69%	40	121
Multiracial or Multiethnic	3.45%	116	166
Native American or Alaska Native	0.91%	40	117
White/Caucasian	79.28%	317	321

Center Participants

	Percentage of Participants	# of Centers Reporting > 1 Participant	# of Centers Reporting
Another race or ethnicity	3.23%	55	106
Asian	2.24%	160	210
Black or African American	8.85%	245	271
Hawaiian, other Pacific Islander	0.17%	25	109
Hispanic or Latino	9.30%	247	273
Middle Eastern or North African	1.12%	68	144
Multiracial or Multiethnic	4.72%	161	197
Native American or Alaska Native	1.31%	63	131
White/Caucasian	69.08%	333	335



CENTER FUNDING SOURCES



OF CENTERS IN BUDGETS BETWEEN



\$0-\$999	8	\$100,000-\$149,999	83
\$1,000-\$9,999	28	\$150,000-\$199,999	42
\$10,000-\$19,999	41	\$200,000-\$499,999	147
\$20,000-\$49,999	92	\$500,000-\$1 million	78
\$50,000-\$99,999	109	OVER 1 million	45

CENTER BUDGETS BY SIZE



	0-25K	25K-149,999	150K-299,999	300K-1M	OVER 1M
2012	270	287	98	77	14
2013	280	276	104	84	15
2014	256	294	106	96	16
2015	215	295	93	97	20
2016	215	318	105	109	20
2017	213	306	99	111	20
2019	131	264	88	104	28
2020	141	226	100	115	25
2022	101	182	102	100	22
2023	113	178	83	103	29
2024	134	250	127	140	38
2025	115	246	121	146	45

\$300,472,217

TOTAL BUDGET
FOR ALL PATH INTL.
CENTERS

Professional Certifications: Three levels of riding instructor certification, two levels of driving certification, one level of interactive vaulting certification, certificates in equine-assisted learning, and the equine specialist in mental health certification, ensure the public that service providers have the skill and knowledge to provide safe and effective services. The PATH Intl. CTRI® certification is the only independently accredited credential in the equine industry.

Accreditation: The PATH Intl. Center Accreditation process ensures that member centers strive for the highest level of safety and proficiency.

International/Regional Conferences: The PATH Intl. Conference offers academic sessions with CEUs for instructor compliance, hands-on demonstrations at the Preconference and networking opportunities. PATH Intl. Regional Conferences offer a more intimate, local conference experience within each region for members to attend educational seminars, connect with others in their geographical region, receive updates on safety standards and share teaching ideas. The region conferences are also excellent outreach opportunities to gain new members and promote awareness of PATH Intl.

Communications: The award-winning *PATH Intl. Strides* magazine, PATH Intl. eNews, PATH Intl. Education eNews, Facebook, Twitter, Instagram and LinkedIn provide valuable education information and updates to the PATH Intl. membership and EAS enthusiasts. Additionally, pathintl.org offers an indispensable tool for communication with the PATH Intl. membership and the general public.

Industry and Association Awareness: Through partnerships, advertising, speaking engagements, attendance at tradeshows and conventions, the PATH Intl. presence is furthering awareness of EAS and most importantly educating about the vital role PATH Intl. plays in credentialing member centers and professionals. PATH Intl. has presented or had a booth at the American Psychological Association, American Academy of Family Practitioners, American Therapeutic Recreation Association (ATRA), the Air Force Wounded Warrior Programs (AFW2), CARE Fair, All-American Quarter Horse Congress and Equine Affaires in Massachusetts and Columbus, resulting in tens of thousands of individuals having an increased awareness of the industry and association.

Mentor Training: The PATH Intl. Mentor Training Workshop assists Instructors-In-Training to link with highly qualified PATH Intl. Certified Instructors to fulfill the required mentored hours for the certification process. This is accomplished by training current PATH Intl. Certified Instructors about the needs of mentees and the responsibilities of being a mentor.

Distance Education: Online courses are currently being offered along with webinars and many session recordings from PATH Intl. conferences. More online offerings are continuing to be made available.

MEMBERS PER STATE			
	Individuals	Centers	Premier Accredited Centers
Alabama	20	4	3
Alaska	9	3	0
Arizona	86	6	5
Arkansas	18	5	0
California	294	39	17
Colorado	148	20	6
Connecticut	65	6	5
Delaware	12	2	2
Florida	246	41	11
Georgia	86	14	5
Hawaii	12	0	0
Idaho	18	5	2
Illinois	95	16	8
Indiana	78	10	4
Iowa	26	6	2
Kansas	22	8	2
Kentucky	33	10	4
Louisiana	23	8	1
Maine	30	1	2
Maryland	81	11	8
Massachusetts	92	7	7
Michigan	78	13	3
Minnesota	54	8	4
Mississippi	16	2	1
Missouri	34	8	4
Montana	32	2	2
Nebraska	15	0	1
Nevada	12	4	3
New Hampshire	32	2	4
New Jersey	92	14	10
New Mexico	21	3	1
New York	161	15	11
North Carolina	129	15	13
North Dakota	24	4	1
Northern Mariana Islands	1	0	0
Ohio	116	12	11
Oklahoma	40	10	2
Oregon	50	5	3
Pennsylvania	137	20	9
Puerto Rico	3	0	0
Rhode Island	11	1	0
South Carolina	59	7	4
South Dakota	8	1	0
Tennessee	72	13	3
Texas	300	45	21
Utah	24	3	1
Vermont	32	3	2
Virginia	123	15	11
Washington	86	13	4
West Virginia	27	2	2
Wisconsin	113	22	4
Wyoming	24	3	2

INTERNATIONAL MEMBERS			
	Individuals	Centers	Premier Accredited Centers
Australia	2	0	0
Bermuda	0	0	0
Bosnia and Herzegovina	1	0	0
Brazil	3	0	0
Bulgaria	1	0	0
Canada	55	2	0
Cayman Islands	1	0	0
China	1	0	0
Croatia	1	0	0
Germany	1	0	0
Israel	1	0	0
Mexico	1	0	0
Korea, Republic of	3	0	0
Netherlands	2	0	0
New Zealand	1	0	0
Paraguay	1	0	0
Portugal	1	0	0
Saudi Arabia	2	0	0
Singapore	1	0	0
South Africa	1	0	0
Turkey	2	0	0
United Arab Emirates	2	0	0
United Kingdom	2	0	0
Zimbabwe	1	1	0

PATH Intl. is a 501 (c)(3) organization. Professional Association of Therapeutic Horsemanship International®, PATH Intl.®, and the PATH Intl. logo are PATH Intl. registered trademarks and may not be used without PATH Intl. permission. Use of ® above indicates trademarks in the U.S. and elsewhere.

PATH INTL. SPONSORS

Platinum

Zoetis

Gold

CommonTeri Services

Markel

Purina

Silver

Adequan

Pewter

Breyer

CollinsEdge Consulting

Jonathan Killian Insurance

Volunteer Scheduler Pro

AQHA-PATH Intl. Equine-assisted Services Horse of the Year Award

American Quarter Horse Association

PATH INTL. CORE VALUES

Safety and Welfare

We uphold the highest standards of safety, prioritizing the well-being and ethical treatment of all participants, equines and professionals.

Professionalism

We are dedicated to ethical conduct, accountability and continuous improvement, reflecting our commitment to quality and integrity in equine-assisted services.

Collaboration

We value partnerships and collaboration, fostering innovation and shared knowledge to strengthen the global community of equine-assisted services.

Expertise

We empower our community through comprehensive education and training, fostering expertise and growth in equine-assisted services.

Community-Focused

We prioritize the needs and success of our members, centers and impact in the field.

Inclusivity

We promote accessibility and embrace diversity, working to make equine-assisted services inclusive and welcoming for all communities.



PO Box 33150
Denver, CO 80233
(800) 369-7433
www.pathintl.org