



Professional Association of Therapeutic  
Horsemanship International

# FACT SHEET 2024

**Founded in 1969**

## **About PATH Intl.**

PATH Intl. was formed in 1969 as the North American Riding for the Handicapped Association to promote equine-assisted services (EAS) for individuals with special needs. Since that time, the association's work to credential professionals and accredit centers has expanded, as have the categories of individuals served through EAS. Through the work of 767 member centers and more than 4,525 professionals credentialed through PATH Intl., 71,288 children and adults including 7,427 veterans, find health, wellness, a sense of independence and fun through EAS. Member centers range from small, one-person programs to large operations with several credentialed instructors and licensed therapists. In addition to therapeutic horseback riding, a center may offer any number of services such as PT/OT/SLP and mental health therapies incorporating equines, carriage driving, interactive vaulting, trail riding, competition and more. Through a wide variety of educational resources, the association helps individuals start and maintain successful programs. In 2022 the PATH Intl. CTRI® Certification became the first independently accredited credential in the equine industry. There are 51,995 volunteers, 7,694 equines and thousands of contributors from all over the world making a difference in people's lives.

## **Mission Statement**

We lead the advancement of professional equine-assisted services by supporting our members and stakeholders through rigorously developed standards, credentialing and education.

## **Vision Statement**

To ensure universal recognition of professional equine-assisted services and their transformative impacts that enrich lives.

# 2023 PATH Intl. Statistics

Data valid as of 12/31/23 based on 683 centers reporting statistics



## TOTAL CENTER MEMBERS

# 767

Premier Accredited Centers ... **242**  
Ind ..... **3,967**  
Not-for-Profit Centers ..... **630**

## TOTAL INDIVIDUAL MEMBERS

# 3,928

## TOTAL PATH INTL. CERTIFIED PROFESSIONALS

# 4,525

Driving Instructors (Level I and II) . . **96**  
Interactive Vaulting Instructors . . . **33**  
Equine Specialists in Mental  
Health and Learning ..... **1,337**  
CTRIs ..... **3,940**  
Advanced TRIs ..... **242**  
Master TRIs ..... **26**

## TOTAL CENTER EMPLOYEES

# 4,408



Total Number of Full Time Employees . . **1941**  
Total Internships ..... **432**  
Total Centers Offering Mentorship ..... **397**  
Total Number of Center Volunteers. . . **51,995**  
Total Value\* of Volunteer Hours  
..... **\$4,764,231,136**  
Average # of Employees ..... **6.54**  
Average # of Volunteers ..... **77.03**

\*The value of volunteer hours is based on the number of volunteers X center reported volunteer time X 29.95 as stated by independent sector.

## TOTAL EQUINES

# 7,694


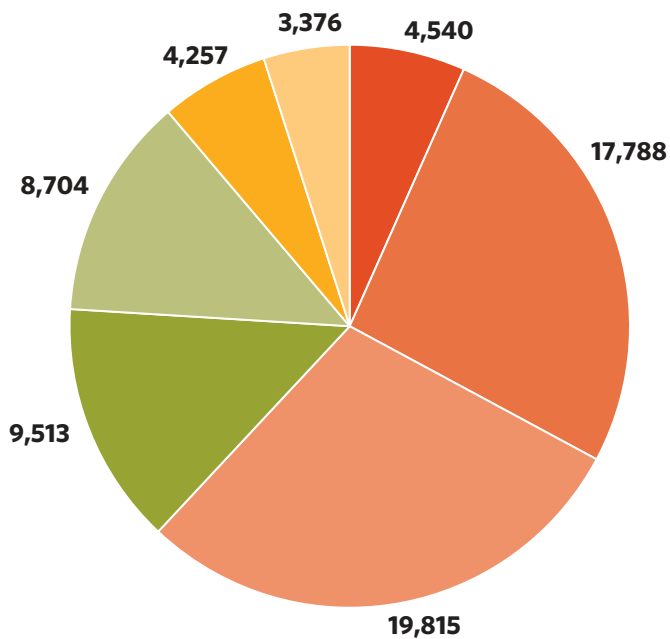


**5,454** Horses, **1,176** Ponies, **565** Minis,  
**183** Donkeys, **41** Mules, **96** Mustangs

# PATH INTL. CENTERS OFFERING SPECIALTY PROGRAMS

	2012	2013	2014	2015	2016	2017	2019	2020	2022	2023	2024
Driving	59	60	65	57	66	66	40	45	42	32	51
PT, OT, SLP Therapy Programs	237	243	237	217	216	205	136	119	117	106	161
Equine-Assisted Learning	281	303	335	333	357	362	331	346	331	307	482
Psychotherapy/ Counseling	125	129	149	143	155	158	137	147	118	123	192
Interactive Vaulting	48	39	47	32	40	31	20	24	15	18	18
Veterans Programs/ Active Military/First Responders	233	267	317	315	335	316	280	267	236	231	350

## PARTICIPANTS BY AGE



- 2-5 Years
- 6-10 Years
- 11-18 Years
- 19-30 Years
- 31-50 Years
- 51-65 Years
- 65+ Years

# OF VETERANS SERVED  
**7,427**



CENTERS WITH WAITING LISTS **391**

INDIVIDUALS ON WAITING LISTS **16,166**

TOTAL # OF PARTICIPANTS

**71,288**

AVG # PER CENTER

**107.04**



# 2023 Center DEI Demographics

Total Centers Reporting Renewal Data **683**  
 Total Centers Reporting DEI Demographics **427**

Center Staff	Percentage of Staff	# of Centers Reporting > 1 Staff	# of Centers Reporting
Another race or ethnicity	1.01%	28	100
Asian	0.75%	34	174
Black or African American	1.88%	54	185
Hawaiian, other Pacific Islander	0.10%	6	134
Hispanic or Latino	3.87%	90	203
Middle Eastern or North African	0.14%	10	148
Multiracial or Multiethnic	2.12%	51	171
Native American or Alaska Native	1.00%	30	152
White/Caucasian	89.13%	388	391
Center Board Make-Up	Percentage of Board	# of Centers Reporting > 1 Board	# of Centers Reporting
Another race or ethnicity	1.43%	20	86
Asian	0.78%	21	120
Black or African American	2.35%	44	134
Hawaiian, other Pacific Islander	0.06%	2	98
Hispanic or Latino	2.21%	46	134
Middle Eastern or North African	0.10%	5	104
Multiracial or Multiethnic	1.53%	10	35
Native American or Alaska Native	0.66%	16	106
White/Caucasian	90.88%	334	340

# 2023 Center DEI Demographics (cont.)

## Center Volunteers

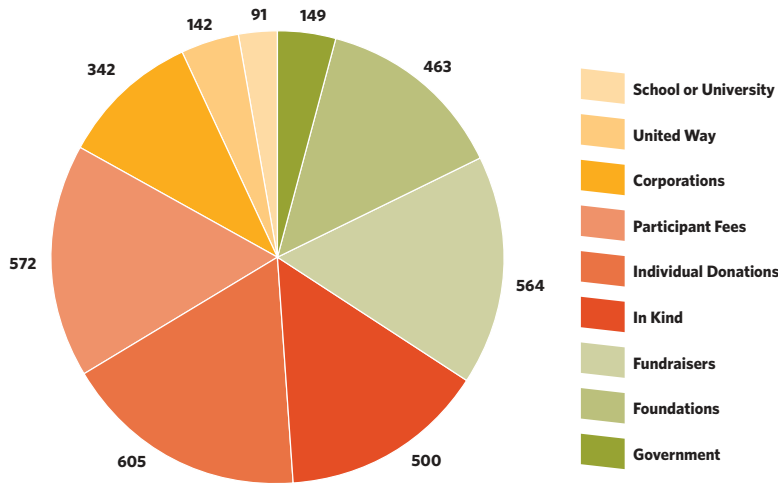
	Percentage of Volunteers	# of Centers Reporting > 1 Volunteer	# of Centers Reporting
<b>Another race or ethnicity</b>	<b>2.58%</b>	<b>46</b>	<b>92</b>
<b>Asian</b>	<b>2.20%</b>	<b>99</b>	<b>153</b>
<b>Black or African American</b>	<b>4.74%</b>	<b>148</b>	<b>195</b>
<b>Hawaiian, other Pacific Islander</b>	<b>0.18%</b>	<b>14</b>	<b>94</b>
<b>Hispanic or Latino</b>	<b>5.10%</b>	<b>159</b>	<b>198</b>
<b>Middle Eastern or North African</b>	<b>0.65%</b>	<b>40</b>	<b>111</b>
<b>Multiracial or Multiethnic</b>	<b>3.23%</b>	<b>102</b>	<b>154</b>
<b>Native American or Alaska Native</b>	<b>0.82%</b>	<b>34</b>	<b>105</b>
<b>White/Caucasian</b>	<b>80.50%</b>	<b>314</b>	<b>318</b>

## Center Participants

	Percentage of Participants	# of Centers Reporting > 1 Participant	# of Centers Reporting
<b>Another race or ethnicity</b>	<b>2.63%</b>	<b>49</b>	<b>95</b>
<b>Asian</b>	<b>2.42%</b>	<b>163</b>	<b>206</b>
<b>Black or African American</b>	<b>8.82%</b>	<b>238</b>	<b>259</b>
<b>Hawaiian, other Pacific Islander</b>	<b>0.24%</b>	<b>24</b>	<b>99</b>
<b>Hispanic or Latino</b>	<b>9.03%</b>	<b>233</b>	<b>252</b>
<b>Middle Eastern or North African</b>	<b>1.02%</b>	<b>61</b>	<b>129</b>
<b>Multiracial or Multiethnic</b>	<b>4.49%</b>	<b>148</b>	<b>184</b>
<b>Native American or Alaska Native</b>	<b>1.28%</b>	<b>60</b>	<b>122</b>
<b>White/Caucasian</b>	<b>70.07%</b>	<b>326</b>	<b>328</b>



# FUNDING SOURCES



## # OF CENTERS IN BUDGETS BETWEEN



\$0-\$999	<b>8</b>	\$100,000-\$149,999	<b>85</b>
\$1,000-\$9,999	<b>34</b>	\$150,000-\$199,999	<b>39</b>
\$10,000-\$19,999	<b>44</b>	\$200,000-\$499,999	<b>156</b>
\$20,000-\$49,999	<b>103</b>	\$500,000-\$1 million	<b>71</b>
\$50,000-\$99,999	<b>104</b>	OVER 1 million	<b>38</b>

## CENTER BUDGETS BY SIZE



	0-25K	25K-149,999	150K-299,999	300K-1M	OVER 1M
2011	244	243	85	71	10
2012	270	287	98	77	14
2013	280	276	104	84	15
2014	256	294	106	96	16
2015	215	295	93	97	20
2016	215	318	105	109	20
2017	213	306	99	111	20
2019	131	264	88	104	28
2020	141	226	100	115	25
2022	101	182	102	100	22
2023	113	178	83	103	29
2024	134	250	127	140	38

# \$278,779,863

TOTAL BUDGET  
FOR ALL PATH INTL.  
CENTERS

**Professional Certifications:** Three levels of riding instructor certification, two levels of driving certification, one level of interactive vaulting certification, certificates in equine-assisted learning, and the equine specialist in mental health certification, ensure the public that service providers have the skill and knowledge to provide safe and effective services. The PATH Intl. CTRI® certification is the only independently accredited credential in the equine industry.

**Accreditation:** The PATH Intl. Center Accreditation process ensures that member centers strive for the highest level of safety and proficiency.

**International/Regional Conferences:** The PATH Intl. Conference offers academic sessions with CEUs for instructor compliance, hands-on demonstrations at the Preconference and networking opportunities. PATH Intl. Regional Conferences offer a more intimate, local conference experience within each region for members to attend educational seminars, connect with others in their geographical region, receive updates on safety standards and share teaching ideas. The region conferences are also excellent outreach opportunities to gain new members and promote awareness of PATH Intl.

**Communications:** The award-winning *PATH Intl. Strides* magazine, PATH Intl. eNews, PATH Intl. Education eNews, Facebook, Twitter, Instagram and LinkedIn provide valuable education information and updates to the PATH Intl. membership and EAS enthusiasts. Additionally, pathintl.org offers an indispensable tool for communication with the PATH Intl. membership and the general public.

**Industry and Association Awareness:** Through partnerships, advertising, speaking engagements, attendance at tradeshows and conventions, the PATH Intl. presence is furthering awareness of EAS and most importantly educating about the vital role PATH Intl. plays in credentialing member centers and professionals. PATH Intl. has presented or had a booth at the American Psychological Association, American Academy of Family Practitioners, American Therapeutic Recreation Association (ATRA), the Air Force Wounded Warrior Programs (AFW2), CARE Fair, All-American Quarter Horse Congress and Equine Affaires in Massachusetts and Columbus, resulting in tens of thousands of individuals having an increased awareness of the industry and association.

**Mentor Training:** The PATH Intl. Mentor Training Workshop assists Instructors-In-Training to link with highly qualified PATH Intl. Certified Instructors to fulfill the required mentored hours for the certification process. This is accomplished by training current PATH Intl. Certified Instructors about the needs of mentees and the responsibilities of being a mentor.

**Distance Education:** Online courses are currently being offered along with webinars and many session recordings from PATH Intl. conferences. More online offerings are continuing to be made available.

MEMBERS PER STATE			
	Individuals	Centers	Premier Accredited Centers
Alabama	29	4	3
Alaska	7	4	0
Arizona	92	7	5
Arkansas	14	4	0
California	292	39	17
Colorado	139	22	6
Connecticut	89	6	5
Delaware	23	2	2
District of Columbia	2	0	0
Florida	244	42	12
Georgia	92	18	5
Hawaii	14	2	0
Idaho	30	5	2
Illinois	107	17	8
Indiana	85	12	5
Iowa	29	6	2
Kansas	27	8	2
Kentucky	49	11	4
Louisiana	20	8	1
Maine	37	2	2
Maryland	87	8	10
Massachusetts	99	8	7
Michigan	76	11	5
Minnesota	59	9	4
Mississippi	15	3	1
Missouri	45	9	4
Montana	33	1	2
Nebraska	18	0	1
Nevada	17	5	2
New Hampshire	51	3	4
New Jersey	114	15	10
New Mexico	24	3	1
New York	198	19	10
North Carolina	144	17	13
North Dakota	23	5	1
Northern Mariana Islands	2	0	0
Ohio	134	14	12
Oklahoma	48	11	2
Oregon	43	6	3
Pennsylvania	150	20	9
Puerto Rico	5	0	0
Rhode Island	17	1	0
South Carolina	53	9	5
South Dakota	8	1	0
Tennessee	79	12	3
Texas	314	45	23
US Virgin Islands	1	0	0
Utah	28	4	1
Vermont	34	4	2
Virginia	142	15	12
Washington	96	14	5
West Virginia	30	2	2
Wisconsin	92	19	4
Wyoming	22	4	2

INTERNATIONAL MEMBERS			
	Individuals	Centers	Premier Accredited Centers
Australia	5	1	0
Bermuda	1	0	0
Bosnia and Herzegovina	1	0	0
Brazil	1	0	0
Canada	50	3	0
Cayman Islands	1	0	0
China	2	0	0
Croatia	1	0	0
France	1	0	0
Germany	1	0	0
Israel	1	0	0
Korea, Republic of	3	0	0
Netherlands	1	0	0
New Zealand	1	0	0
Portugal	2	0	0
Qatar	1	0	0
Saudi Arabia	2	0	0
Singapore	1	0	0
South Africa	2	0	0
United Arab Emirates	2	0	0
Venezuela, Bolivarian Republic of	1	0	0
Zimbabwe	1	1	0

*PATH Intl. is a 501 (c)(3) organization. Professional Association of Therapeutic Horsemanship International®, PATH Intl.®, and the PATH Intl. logo are PATH Intl. registered trademarks and may not be used without PATH Intl. permission. Use of ® above indicates trademarks in the U.S. and elsewhere.*

## PATH INTL. SPONSORS

### Platinum

Zoetis

### Gold

CommonTeri Services

Markel Insurance

Purina

### Silver

Adequan

### Pewter

CollinsEdge Consulting

Volunteer Scheduler Pro

Breyer

### Media

Equine Network

### In-Kind Donors

Equicizer

## PATH INTL. CORE VALUES

**Access and inclusion**—promoting diversity and opportunity in equine-assisted activities

**Compassion and caring**—providing a culture of safety, understanding, and ethical treatment of humans and horses engaged in equine-assisted services

**Cooperation and collaboration**—connecting and partnering with those who share the PATH Intl. vision in a mutually beneficial manner

**Education**—sharing valued knowledge with our constituents to facilitate their success

**Excellence**—promoting quality in all undertakings

**Innovation**—encouraging and supporting creativity, inquiry and cutting-edge research

**Integrity and accountability**—ensuring that all business is based on ethical principles and conducted with transparency

**Professionalism**—enhancing the value and credibility of the industry

**Service**—providing effective and responsive information and programs to our constituents

**Holism**—promoting an awareness of body, mind and spirit in equine-assisted services



**PATH**  
INTERNATIONAL

PO Box 33150  
Denver, CO 80233  
(800) 369-7433  
[www.pathintl.org](http://www.pathintl.org)